



all products

 **Element Green**[®]
Ihr Netzwerk für Raumbegrünung

 **Nature's
Green**

PLANTERS



Recycled

5

PLANTERS



ABS-Plastic

22

PLANTERS



Eco-synthetics

28

WALLS



Living Walls

82

WALLS



Natural Walls




















114

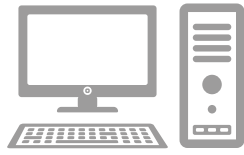
ACCESSORIES



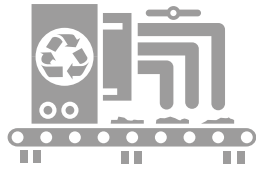
Accessories

132


RECYCLED PLANTERS		5
6.	 PHOENIX	
14.	 RISE	
ABS-PLASTIC		22
24.	 EXPRESS	
ECO-SYNTHETICS		28
30.	 LARGO	
36.	 CONO	
40.	 OVATION	
46.	 SPHERE	
50.	 SOLO	
54.	 EARTH BOWL	
58.	 FJORD	
62.	 FOUR SEASONS	
68.	 SUPREMO (while stock lasts)	
72.	 WAVE BOWL (while stock lasts)	
78.	 SYMMETRY (while stock lasts)	
LIVING WALLS		82
84.	 NEXTGEN LIVING WALLS	
110.	 PLANT PORTRAITS	
NATURAL WALLS		114
116.	 BIOMONTAGE	
ACCESSORIES		132
134.	 FLEXIBELE LINERS	
136.	 RIVER ROCK	



Retired office equipment



Recycling facility



Recycled post-consumer plastic



Molding and finishing





Recycled

The purpose of our recycled planters is to give new life to products that have already had a useful life in another form.

Phoenix and Rise planters contain more than 80% post-consumer material by weight.



Phoenix



Phoenix

PHOENIX

- Phoenix planters give new life to products that have already had a useful life.
- Very resistant to scratching because ABS plastic absorbs paint much better than most plastics.
- Caster platforms, liners and sub-irrigation are available for key items.
- Available in matte or high shine finishes.

All RAL- and many Pantone colors shipped within 5 business days*.








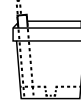
* Except luminous and pearl colors.
* Exceptional orders in consultation.



Phoenix round










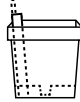
Optional accessories and model numbers

Models					 Caster platform	 Soil liner	 Hydro liner	 Sub-irrigation
PHC-2017	20	17	19.6	16.8				
PHC-2825	28	25	27.7	24.6				
PHC-3328	33	28	32.3	27.4				
PHC-3833	38	33	37.3	32.5				
PHC-4342	43	42	42.0	38.4	PHCP-2705			SUB-PHC-4342
PHC-5250	52	50	50.1	46.5	PHCP-3105			SUB-PHC-5250

Phoenix tall vase



Optional accessories and model numbers









Models					 Caster platform	 Soil liner	 Hydro liner	 Sub-irrigation
PHTV-3366	33	66	32.5	55.3		RHL-3333/31	RHL-3333/31 + RFB-3333	SUB-PHTV-3366
PHTV-4176	41	76	39.4	75.2		RHL-4039/36	RHL-4023/51	SUB-PHTV-4176
PHTV-4191	41	91	39.4	90.2		RHL-4039/51	RHL-4023/67	SUB-PHTV-4176



Phoenix square











Optional accessories and model numbers

Models								
					Caster platform	Soil liner	Hydro liner	Sub-Irrigation
PHSQ-1817	18	17	17.0	16.8				
PHSQ-2524	25	24	24.1	23.6				
PHSQ-3231	32	31	30.7	30.2				
PHSQ-4342	43	42	42.0	38.4	PHCP-2705			SUB-PHSQ-4342
PHSQ-5250	52	50	50.1	46.5	PHCP-3105			SUB-PHSQ-5250

Phoenix tall square



Optional accessories and model numbers

Models								
					Caster platform	Soil liner	Hydro liner	Sub-irrigation
PHTS-3056	30	56	29.2	55.9		SQHL-2929/26	SQFB-2929	SUB-PHTS-3056
PHTS-4176	41	76	39.4	75.4		SQHL-4039/36	SQHL-4023	SUB-PHTS-4176
PHTS-4991	49	91	47.5	90.4		SQHL-4746/43		



Phoenix rectangle



Model



Model	Length/Width	Height
PHRT-602018	60/20	18

60/20

18



Rise

Rise



R I S E

- Rise planters give new life to products that already had a useful life.
- Very resistant to scratching because ABS plastic absorbs paint much better than most plastics.
- Caster platforms, liners and sub-irrigation are available for many models.
- Available in matte, high shine or structure finishes.

All RAL- and many Pantone colors shipped within 5 business days*.

* Except luminous and pearl colors.
* Exceptional orders in consultation.











Rise round










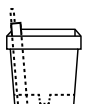
Optional accessories and model numbers

Models					 Caster platform	 Hydro liner
RSRN-4040	41	40	40	36	RSCP-2905	RHL-4023/11R
RSRN-5050	50	50	49	46	RSCP-3805	RHL-4923/21R

Rise tall vase



Optional accessories and model numbers

Model					 Caster platform	 Hydro liner	 Soil liner	 Sub-irrigation
RSTV-4075	41	75	40	70	RSCP-2905	RHL-4023/46R	RHL-4039/31R	SUB-PHTV-4176











Rise square










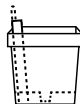
Optional accessories and model numbers

Models					 Caster platform	 Hydro liner
RS-222222	22	22	21	21		
RS-353535	35	35	34	31	RSCP-242405	SQHL-3423/6R
RS-404040	41	40	40	36	RSCP-292905	SQHL-4023/11R
RS-505050	50	50	49	46	RSCP-383805	SQHL-4923/21R

Rise tall square



Optional accessories and model numbers

Models					 Caster platform	 Hydro liner	 Soil liner	 Sub-irrigation
RS-353570	35	70	34	65	RSCP-242405	SQHL-3423/41R	SQHL-3434/30R	
RS-404075	41	75	40	70	RSCP-292905	SQHL-4023/46R	SQHL-4039/31R	SUB-PHTS-4176





Rise rectangle



Optional accessories and model numbers

Models								
					Caster platform	Hydro liner	Sub-irrigation	Foam block
RS-601816	60/18	16	59/17	15				
RS-802023	80/20	23	79/19	22			SUB-RS-802023	
RS-904060	90/40	60	89/39	56	RSCP-782805	RTHL-893923/31R		FB-833315



A series of vertical bars in shades of light green and yellow, varying in width and height, positioned at the top of the page.

ABS-plastic





Express

Express



EXPRESS

- Express planters are made of ABS plastic and have the color through and through in the material.
- Liners are available.
- Available in three solid shine finishes: anthracite, white and silver.

Express planters can be shipped within 1-2 business days*.

* Exceptional orders in consultation.





Express



Models	Description	Hydro liner	Soil liner
EXTV-3873 SSAN	38 x 73 cm round Color: Solid Shine Anthracite	RHL-3623/48	RHL-3634/37
EXTV-3873 SSSL	38 x 73 cm round Color: solid shine silver	RHL-3623/48	RHL-3634/37
EXTV-3873 SSWH	38 x 73 cm round Color: solid shine white	RHL-3623/48	RHL-3634/37







Eco-synthetics





LARGO



LARGO

- Largo planters are made of environmentally-friendly and durable eco-synthetic material.
- Planters available for sideboard and file cabinet.
- Caster platforms, flexible Liners and height shelves are available for many models.
- Available in matte and high shine finishes.

All RAL- and many Pantone colors shipped within 5 business days*.

- * Except luminous and pearl colors.
- * Exceptional orders in consultation.



Largo square



Optional accessories and model numbers

Models					Caster platform	Adjustable height shelf
LG-212121	21.5	21.5	18	21.5		
LG-303030	30	30	25	30		
LG-404040	40	40	34	40	LGCP-282806	
LG-505050	50	50	42,5	50	LGCP-373707	
LG-767676	76	76	71	71	LGCP-686808 (holds 260 kg)	
LG-919191	91	91	81	84	LGCP-828211 (holds 900 kg)	

Largo rectangle



Optional accessories and model numbers

Models					Caster platform	Adjustable height shelf
LG-602018	60/20	18	57.7/15.8	17.3		
LG-804040	80/40	40	70/30	25/40	LGCP-672707	
LG-804075	80/40	75	70/30	25/40	LGCP-672707	LGS-8040
LG-1204075	120/40	75	110/30	25/40	LGCP-1072707	LGS-12040
LG-1504075	150/40	75	140/30	25/40	LGCP-1372707	LGS-15040

Largo tall square







Optional accessories and model numbers

Models					Caster platform	Adjustable height shelf
LG-404075	40	75	30.0	25/40	LGCP-282806	LGS-4040
LG-4040100	40	100	30.0	25/40	LGCP-282806	LGS-4040
LG-5050100	50	100	40.0	25/40	LGCP-373707	LGS-5050



Largo sideboard



Models					Flexible liner
LG-404022	40/40	22	35	22	LGLN-404022
LG-804022	80/40	22	35	22	LGLN-804022
LG-1004022	100/40	22	35	22	LGLN-1004022



CO
5
D
O

Cono



CONO

- Cono planters are made of environmentally-friendly and durable eco-synthetic material.
- Caster platforms, flexible liners and height shelves are available for many models.
- Available in matte and high shine finishes.
- Cono square available while stock lasts.

All RAL- and many Pantone colors shipped within 5 business days*.

* Except luminous and pearl colors.
* Exceptional orders in consultation.





Cono round



Models					Adjustable height shelf hydro	Adjustable height shelves soil
CNR-4375	43	75	33	25/40	CNRS-4375 HDRO	CNRS-4375 SOIL
CNR-4890	48	90	37.5	25/40	CNRS-4890 HDRO	CNRS-4890 SOIL
CNR-53105	53	105	42.5	25/40	CNRS-53105 HDRO	CNRS-53105 SOIL
CNR-43130	43	130	33	25/40	CNRS-43130 HDRO	CNRS-43130 SOIL

Cono square



Models					Adjustable height shelf hydro	Adjustable height shelves soil
CNSQ-4075*	40	75	30	25/40	CNSQ-4075 HDRO	CNSQ-4075 SOIL

* While stock lasts

Ovation



Ovation

OVATION

- Ovation planters are made of environmentally-friendly and durable eco-synthetic material.
- Height shelves are available for many models.
- Available in matte and high shine finishes.

All RAL- and many Pantone colors shipped within 5 business days*.





- * Except luminous and pearl colors.
- * Exceptional orders in consultation.









Ovation bowl



Models					Adjustable height shelf
OVAB-342217	34/22	17	29.5/19.6	16.4	
OVAB-502325	50/23	25	43.2/18.6	24.4	
OVAB-503225	50/32	25	43.2/28.5	24.4	

Ovation planter



Model					Adjustable height shelf
OVA-694549	69/45	49	62.7/39.6	48.3	





Ovation vase



Models					Adjustable height shelf
OVAT-503294	50/32	94	44.2/28.2	30.5	OVATS-5032
OVAT-6945131	69/45	131	61.7/39.6	40.6	OVATS-6945

Ovation wall



Model					Adjustable height shelf
OVAW-10050100	100/50	100	83/43	42	OVAWS-10050

Sphære



Sphere



SPHERE

- Sphere planters are made of environmentally-friendly and durable eco-synthetic material.
- Spheres come with built-in planting area.
- Available in matte and high shine finishes.

All RAL- and many Pantone colors shipped within 5 business days*.





* Except luminous and pearl colors.
* Exceptional orders in consultation.



Sphere



Models

Models				
SPH-5748	57	48	30	30
SPH-7865	78	65	40.6	40.6
SPH-9680	96	80	50.3	50.3



Solo



SOLO

- Solo planters are made of environmentally-friendly and durable eco-synthetic material.
- Caster platform and inside foam block available.
- Available in matte and high shine finishes.

All RAL- and many Pantone colors
shipped within 5 business days*.

- * Except luminous and pearl colors.
- * Exceptional orders in consultation.











Solo

Optional accessories and model numbers



Model					 Caster platform	 Inside foam block
SOLO-803043	80/30	43	75/25	25/38	SOCP-682206	SOFB-752513

Earth Bowl



Earth Bowl

EARTH BOWL

- Earth Bowl planters are made of environmentally-friendly and durable eco-synthetic material.
- Available in matte and high shine finishes.

All RAL- and many Pantone colors shipped within 5 business days*.

- * Except luminous and pearl colors.
- * Exceptional orders in consultation.





Earth Bowl



Models	⌀	⊥	⊙	⊓
EBL-3615	36	15	32.8	14.2
EBL-4619	46	19	42.2	18.5
EBL-6126	61	26	56.1	24.9
EBL-7632	76	32	70.1	31.2
EBL-9138	91	38	84.1	37.6

Fjord



Fjord



FJORD

- Fjord planters are made of environmentally-friendly and durable eco-synthetic material.
- Available in matte and high shine finishes. We recommend a matte finish.





All RAL- and many Pantone colors shipped within 5 business days*.

- * Except luminous and pearl colors.
- * Exceptional orders in consultation.







Fjord oval



Model				
FDO-451921	45/19	21	41	20





Fjord planter



Model				
FDP-5050	50	50	30.0	49.5

Fjord vase



Models				
FDV-46100	46	100	26.3	97.7
FDV-58125	58	125	33.4	124.0

Four Seasons



FOUR SEASONS



FJORD FOUR SEASONS

- Four seasons is an impeccable design created using a depth of unique color combinations.
- Finished with a strong clear coat for long lasting impact.
- Four special finishes available: Fresh green spring, Deep blue ocean summer, Bronze inspiring fall and Stormy silver winter.

Shipped within 5 business days*.





* Exceptional orders in consultation.









Four Season Fjord planter



Models	Description				
FDP-5050 FDSC	Fresh green spring	50	50	30	49.5
FDP-5050 DBOS	Deep blue ocean summer	50	50	30	49.5
FDP-5050 BIFL	Bronze inspiring fall	50	50	30	49.5
FDP-5050 SSWR	Stormy silver winter	50	50	30	49.5

Four Season Fjord vase



Models	Description				
FDV-46100 FDSC	Fresh green spring	46	100	26.3	97.7
FDV-46100 DBOS	Deep blue ocean summer	46	100	26.3	97.7
FDV-46100 BIFL	Bronze inspiring fall	46	100	26.3	97.7
FDV-46100 SSWR	Stormy silver winter	46	100	26.3	97.7
FDV-58125 FDSC	Fresh green spring	58	125	33.4	124
FDV-58125 DBOS	Deep blue ocean summer	58	125	33.4	124
FDV-58125 BIFL	Bronze inspiring fall	58	125	33.4	124
FDV-58125 SSWR	Stormy silver winter	58	125	33.4	124



F
O
T
S
E
A
S
O
N
S

FOUR SEASONS



OVATION FOUR SEASONS

- Four seasons is an impeccable design created using a depth of unique color combinations.
- Height shelves are available for some models.
- Finished with a strong clear coat for long lasting impact.
- Special finish available: Deep warm summer.





Shipped within 5 business days*.

* Exceptional orders in consultation.







Four Season Ovation planter



Model					Adjustable height shelves
OVA-694549 DWSR	69/45	49	62.7/39.6	48.3	





Four Season Ovation vase



Models					Adjustable height shelves
OVAT-503294 DWSR	50/32	94	44.2/28.2	30.5	OVATS-5032
OVAT-6945131 DWSR	69/45	131	61.7/39.6	40.6	OVATS-6945

Four Season Ovation wall



Model					Adjustable height shelves
OVAW-10050100 DWSR	100/50	100	83/43	42	OVAWS-10050



oremo

Supremo



SUPREMO

- Supremo planters are made of environmentally-friendly and durable eco-synthetic material.
- Caster platform available for all models.
- Available in matte and high shine finishes.
- While stock lasts.

All RAL- and many Pantone colors shipped within 5 business days*.






* Except luminous and pearl colors.
* Exceptional orders in consultation.



Supremo round



Optional accessories and model numbers






Models					 Caster platform
SPRN-6058*	60	58	55.9	51.6	SPCP-3508
SPRN-7068*	70	68	63.8	59.9	SPCP-3909

* While stock lasts

Supremo square



Optional accessories and model numbers

Models					 Caster platform
SPSQ-6058*	60	58	55.9	51.6	SPCP-3508
SPSQ-7068*	70	68	63.8	59.9	SPCP-3909

* While stock lasts



www.vava.com

Wave Bowl



WAVE BOWL

- Wave bowl planters are made of environmentally-friendly and durable eco-synthetic material.
- Available in matte and high shine finishes.
- While stock lasts.

All RAL- and many Pantone colors shipped within 5 business days*.





- * Except luminous and pearl colors.
- * Exceptional orders in consultation.



Wave Bowl



Model

				
WB-362717*	36/27	17	31.5/23	14

* While stock lasts

SYNDICATE



Symmetry

SYMMETRY

- Symmetry planters are made of environmentally-friendly and durable eco-synthetic material.
- Height shelves are available for all models.
- Available in matte and high shine finishes.
- While stock lasts.

All RAL- and many Pantone colors shipped within 5 business days*.





- * Except luminous and pearl colors.
- * Exceptional orders in consultation.



Symmetry



Models

Models				
CSYTV-3392*	33	92	29	30
CSYTV-46122*	46	122	40	40
CSYTV-54145*	54	145	48	48

* While stock lasts



A series of vertical bars of varying heights and shades of green and yellow, positioned at the top of the page.

Living Walls







NEXTGEN LIVING WALLS

NextGen Living Walls are the perfect eye-catcher to create a healthy, exceptional and relaxing atmosphere. NextGen Living Walls are the easiest to install, the easiest to plant and change and the easiest to maintain. Works with hydro or soil plants in their original grow pots. Also available as room divider, double- or single sided.

Nextgen



Grids	Description	Length cm	Height cm	Depth cm	Weight KG	Plants per tray		Water capacity when unplanted Liters	Estimated Weight when planted/watered KG
						Hydro	Soil		
GRID-1675	Grid for PT-20-1312 trays	16	75	2	0.8				
GRID-5075	Grid for PT-50-1210, PT-50-1312 and PT-75-1312 trays	50	75	2	1,75				
GRID-8075	Grid for PT-100-1312 and PT-100-1519 trays	80	75	2	2,8				

Trays 13/12

PT-20-1312 PT-20-1312-DP*	Holds 13 cm x 12 cm or 14 cm soil plants	20	17	20	0.4	1	1	0.75	2.1
PT-50-1312 PT-50-1312-DP*	Holds 13 cm x 12 cm or 14 cm soil plants	75	17	20	0.9	3	3	2.7	6.25
PT-75-1312 PT-75-1312-DP*	Holds 13 cm x 12 cm or 14 cm soil plants	75	17	20	1.3	4	4	4	9.37
PT-100-1312 PT-100-1312-DP*	Holds 13 cm x 12 cm or 14 cm soil plants	100	17	20	1.8	6	5	4	12.5

Outdoor cover

OC-100-1312	Holds 5 soil plants size 15 x 15 cm	100	2,5	7.9	1.1				
-------------	-------------------------------------	-----	-----	-----	-----	--	--	--	--

Corner trays

PTCR-1312 Corner tray PTCR-1312-DP* Corner tray	Holds 13 x 12 cm hydro or 14 cm soil	19.5	17	20	1	3	3	1.6	5
--	--------------------------------------	------	----	----	---	---	---	-----	---

Trays for 12/10 system

PT-50-1210 PT-50-1210-DP*	Holds 12 cm x 10 cm soil plants	50	13	15	5	na	3-4	1.6	5
------------------------------	---------------------------------	----	----	----	---	----	-----	-----	---

Trays for 15/19 system

PT-100-1519 PT-100-1519-DP*	Holds 15 x 19 cm Hydro or 20 cm soil plants	100	17	26	2.5	5	4	7	15
--------------------------------	---	-----	----	----	-----	---	---	---	----

Accessories

LF-09	Leaf screen
DH-14	Drain hose
DH-24	Drain hose for PT-100-1519-DP
SP-1880	Side panels for PT-50-1210 installations
SP-18155	Side panels for PT-50-1210 installations
SP-2480	Side panels for PT-100-1312 installations
SP-24155	Side panels for PT-100-1312 installations
SP-3080	Side panels for PT-100-1519 installations
SP-30155	Side panels for PT-100-1519 installations
WA-02	Washers 2 cm diameter
SPC	Side panel connector 15 cm length
PS-17	Plant Straw 17 cm
PB	Plant Booster
OC-100	Outdoor Cover for PT-100-1312-DP trays

** We also have fasteners for attaching the Grids to walls.



— NextGen Living Walls

Standard components



Tray with drains



Bottom tray (no drains)



Leaf screen



Grid



Outdoor tray Cover



Corner tray



Drain hose



Plant Booster

Optional components



LED lights



Plant Straws



Side panels



— Tray and plant size

Tray	Plant size that fits tray	
PT-50-1210	12 cm D x 10 cm H soil plants	
PT-20-1312 PT-50-1312 PT-75-1312 PT-100-1312	13 cm D x 12 cm H hydro plants	
PT-20-1312 PT-50-1312 PT-75-1312 PT-100-1312	14 cm D x 14 cm H soil plants	
PT-100-1519	15 cm D x 19 cm H hydro plants	
	Soil plants up to 20 cm D	



When proper lighting is present, virtually any kind of plant can thrive in the NextGen Living Walls.



— Plant varieties

Upright plants




Hanging Plants











Corner trays

The NextGen corner tray is the perfect solution for every design where a corner is needed for complete NextGen Living Wall coverage. Available for the PT-20-1312, PT-50-1312, PT-75-1312 and PT-100-1312 trays. The corner tray can fit 3 hydro- or soil plants.







NextGen tray PT-20-1312

The PT-20-1312 is a flexible system for curved walls, pillars and other custom sizes NextGen Living Walls. This tray fits 1 13/12 hydro or 14 cm soil plant.





Outdoor

NextGen Living Walls can be installed for outdoor use as well. A special cover has been developed for the PT-100-1312 tray in order to keep the plant fixed in their original grow pot in the tray in case the environment recommends this.





Several irrigation methods are available, including manual, semi-automatic and fully automatic.

— Irrigation system





We offer special LED lights that have an UL approved LED driver.



Lighting system

Optional LED lighting specifications

LED40	LED Light 40 watt
Wattage	40w
Color Temperature	5500k
Number of Wires	3 (2 conductors, 1 ground)
Phase	Single
Certifications	CE, RoHS approved, UL approved LED Driver
LED Luminous Flux (LM)	3200 Lumen
Colorrendering index (CRI)	80 RA

Distance in meters

BEAM ANGLE	RANGE	OPTIMAL
60 degrees	1.5-4.5	3
24 degrees	3-6	4,5
15 degrees	4.5-7.5	6



Special LED light is available in different beam angles to achieve sufficient light at all levels of the NextGen Living Walls.



Room divider

ONE-SIDED AND TWO-SIDED ROOM DIVIDER


- Available in one-sided and two-sided models.
- System built of all NextGen Living Wall components.
- Suitable for both hydro- and soil plants.
- Standard 100 cm trays for 13/12 hydro or 14/14cm soil plants.
- Easy to install and easy to water.
- Massive green impact.



Item	Definition	Dimensions
NGRD-1S-10457170	Room divider one-sided	104 x 57 x 170 cm
NGRD-2S-10457170	Room divider two-sided	104 x 57 x 170 cm
SP-40160	Side panel for one-sided	40 x 160 cm
SP-50160	Side panel for two-sided	50 x 160 cm

Unit comprised of Metal Stand, 4 wheels, Base Cover, Hardware, Grids, Trays, Drain Hoses and Leaf Screens.

One-sided and two-sided room divider





Plant Portraits

Plant Portraits



PLANT PORTRAITS

- Plant Portraits are made of environmentally-friendly and durable eco-synthetic material.
- Easy to install and simple to use.
- Optional plant wicks and space savers available.
- Available in matte and high shine finishes.




All RAL- and many Pantone colors shipped within 5 business days*.

* Exceptional orders please in consultation.





Plant Portrait

Plant Portrait				Number of shelves	Total amount of water	Approximate weight. fully planted/ watered (kg)	Approximate coverage when planted (m ²)	Distance (cm) coming off wall	
								Unplanted	Planted
PP-4080	40	80	92	4	1/1.25 liter	18-20 kg	0.4 m ²	21.6	30-60
PP-6080	60	80	92	4	1.4/1.7 liter	27-29 kg	0.55 m ²	21.6	30-60
PP-8080	80	80	92	4	1.7/2.1 liter	36-38 kg	0.75 m ²	21.6	30-60






Natural Walls

Our Natural Walls are made using a variety of preserved materials from the natural world. Only natural products that are harvested sustainably are selected. Our Natural Walls require no light, water or maintenance to retain their natural beauty.





BioMontage®



BIOMONTAGE

BioMontage is a unique concept to bring the nature into your living room or workplace. BioMontage is a biophilic design product that requires no light, maintenance or water. Also available as room divider, double- or single sided.



NATURAL MATERIALS



Lime green reindeer moss



Medium green reindeer moss



Forest green reindeer moss



Vivid green pole moss



Deep green long moss

BIOMONTAGE

Our reindeer moss grows abundantly in vast Scandinavian forests and is harvested by hand in a way that ensures perfect renewal of the plant. The moss is preserved naturally and is 100% biodegradable and is also fire retardant. Reindeer moss is a very efficient acoustic modulator, making it a perfect biophilic design element in public places and offices.

Our light stone panels are made from a combination of natural stone and resin, which is lighter and more manageable than raw stone. These naturally attractive panels come in two finishes which complement any interior: Prairie brown and mountain grey.

Our sustainable Yellow Poplar tree bark comes from the Appalachian Hardwood Region of the U.S. The poplar wood is used for furniture production but the bark has limited practical uses. BioMontage® helps prevent the bark from becoming waste. Our bark also has excellent acoustic properties.

Harvested sustainably by hand in the forests of France, and preserved naturally, our vivid green pole moss presents a three dimensional, natural texture in a distinctive, long lasting color.


When the Coconut tree can no longer produce its famous fruit, the tree is harvested and used in building construction and furniture production. The "Coco Bark," has very few uses and is often discarded. We hand-craft the small pieces into beautiful natural panels that fit perfectly into our BioMontage® system.

Harvested in a natural, sustainable way in the forests of Turkey and preserved naturally, Long moss is an elegant, cost-competitive alternative to flat Moss. Long moss holds its deep green color very effectively in virtually any interior environment.

The Mangium tree is used primarily in furniture production. Branches are periodically cut from the tree and could easily become waste. We slice and trim the branches into small tiles, then combine the tiles to create a stunning natural mosaic which is an exciting new addition to the BioMontage® range.



Prairie brown light stone




Mountain grey light stone



Sustainable Poplar bark



Upcycled Coconut tree bark



Upcycled Mangium tree branches

FLAMMABILITY TEST RESULTS

EUROPE

Rendeer moss panels

EN 13501-1, Class B-s2,d0



Frames	Dimensions (cm)			Finish
	Lenght	Wide	Depth	
BM-FR-12060 SSBL	122	61	7	Solid shine black
BM-FR-12060 SSAN	122	61	7	Solid shine anthracite
BM-FR-12060 SSWH	122	61	7	Solid shine white
BM-FR-6060 SSBL	61	61	7	Solid shine black
BM-FR-6060 SSAN	61	61	7	Solid shine anthracite
BM-FR-6060 SSWH	61	61	7	Solid shine white
BM-FR-3060 SSBL	30.5	61	7	Solid shine black
BM-FR-3060 SSAN	30.5	61	7	Solid shine anthracite
BM-FR-3060 SSWH	30.5	61	7	Solid shine white

— BioMontage® Frames

Reindeer moss panels	Dimensions (CM)			Finish
	Lenght	Wide	Depth	
BM-AMP-12060 LG	119.5	58.5	4-5	Lime green
BM-AMP-12060 FG	119.5	58.5	4-5	Forest green
BM-AMP-12060 MG	119.5	58.5	4-5	Medium green
BM-AMP-6060 LG	58.5	58.5	4-5	Lime green
BM-AMP-6060 FG	58.5	58.5	4-5	Forest green
BM-AMP-6060 MG	58.5	58.5	4-5	Medium green
BM-AMP-3060 LG	28.0	58.5	4-5	Lime green
BM-AMP-3060 FG	28.0	58.5	4-5	Forest green
BM-AMP-3060 MG	28.0	58.5	4-5	Medium green

Pole moss panels

BM-PM-6060-VG	58,5	58,5	4-5	Vivid green
---------------	------	------	-----	-------------

Long moss panels

BM-LM-6060-DG	58,5	58,5	4-5	Deep green
---------------	------	------	-----	------------

Sustainable bark panels

BM-BRK-6060 PL	58,5	58,5	3	Poplar
BM-BRK-3060 PL	28,0	58,5	3	Poplar

Light stone panels

BM-LS-6060 PB	58,5	58,5	3	Prairie brown
BM-LS-3060 PB	28,0	58,5	3	Prairie brown
BM-LS-6060 MG	58,5	58,5	3	Mountain grey
BM-LS-3060 MG	28,0	58,5	3	Mountain grey

Upcycled Coconut tree bark

BM-CT-1224	28,0	58,5	3	Coconut
BM-CT-2424	58,5	58,5	3	Coconut

Upcycled Mangium tree branches

BM-MT-1224	28,0	58,5	3	Mangium
BM-MT-2424	58,5	58,5	3	Mangium

Safety Clips

SC-1-SSBL	Safety clip in solid shine black
SC-1-SSAN	Safety clip in solid shine anthracite
SC-1-SSWH	Safety clip in solid shine white



3 Frame sizes



30,5 x 61 cm



61 x 61 cm



122 x 61 cm

3 Frame colors



Solid shine black
(SSBL)



Solid shine white
(SSWH)



Solid shine anthracite
(SSAN)

Easy to install and easy to change



▪ Attach back frame to wall



▪ Insert panel



▪ Attach safety clips



▪ Snap on front frame

For details on installation, please refer to the BioMontage® Installation Guide.



Room divider

ONE-SIDED AND TWO-SIDED ROOM DIVIDER

- Available in one-sided and two-sided models.
- System built of all BioMontage components.
- No maintenance or water required.
- An infinite number of design possibilities.







— Choose any of these natural finishes and dimensions for your room divider —

Insert choices: 61 x 61 cm



Sustainable poplar bark




Prairie brown light stone



Mountain grey light stone



Upcycled Coconut tree bark



Upcycled Mangium tree branches



Lime green reindeer moss



Medium green reindeer moss



Forest green reindeer moss



Vivid green pole moss



Deep green long moss

Insert choices: 122 x 61 cm



Lime green reindeer moss



Medium green reindeer moss

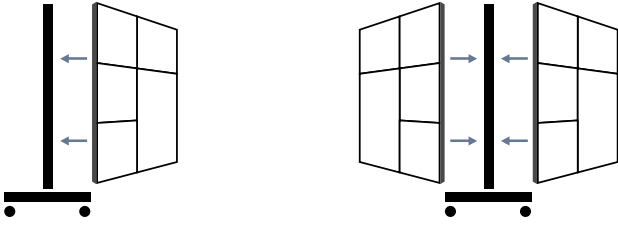


Forest green reindeer moss




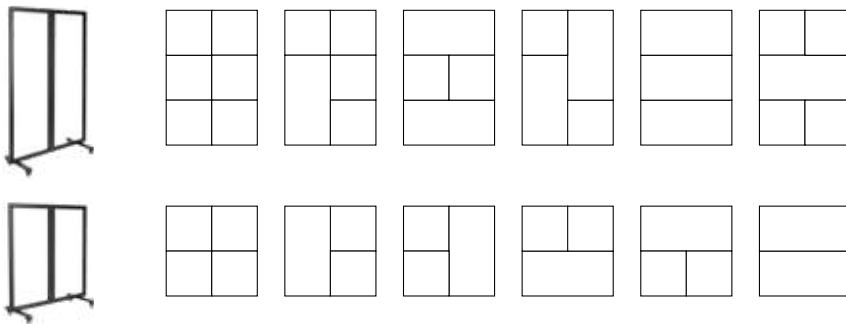
One-sided or two-sided

Frame dimensions on both sides need to match in case two-sided BioMontage® room divider is being used




Room divider


Various options possible



BioMontage® room dividers can easily be connected to divide spaces permanently or just temporarily.



Optional Base Cover



BioMontage® room dividers are on wheels or on leg levelers if these are required.





BioMontage® room divider

120 CM MODELS	Description	Dimensions (CM)		
		Length	Height	Depth
BM-RD-1S-122122*	122 x 122H BioMontage one-sided room divider	122	122	47
BM-RD-2S-122122*	122 x 122H BioMontage two-sided room divider	122	122	47

180 CM MODELS				
BM-RD-1S-122182*	122 x 182H BioMontage one-sided room divider	122	182	47
BM-RD-2S-122182*	122 x 182H BioMontage two-sided room divider	122	182	47

* Includes metal stand, wheels, assembly hardware. Plastic frames and panel inserts not included.

OPTIONAL ITEMS		
BM-BP-122122-9010HS^	Back panel for 120 cm single side room divider in high shine white	
BM-BP-122182-9010HS^	Back Panel for 180 cm single side room divider in high shine white	
NGRLL-0508	Leg leveler (Set of 4)	
BM-QC	BioMontage Quick Connector	
BM-BC	BioMontage Base Cover	

^ Available in all Nature's Green colors for a surcharge. Please call Customer Service.





Accessories





LINERS

Recommended for direct planting and hydroculture applications.

Flexible liners fit round and square shapes
Seven sizes fit products up to 65 cm.



Liner



Models	Outside dimensions		
	Top	Height	Base
LN-2014	20	14	14.0
LN-2820	28	20	20.1
LN-3425	34	25	23.1
LN-4028	40	28	27.9
LN-4732	47	32	31.0
LN-5540	55	40	38.1
LN-6548	65	48	44.0



RIVER ROCKS

- Lightweight Polyrock for interior, exterior and floral applications.
- Made out of recycled materials.
- Available in 3 beautiful shades.

DOES NOT FLOAT IN WATER



NG River Rock



Competitive Polyrock

River Rock



Models	Color	Net bag weight	Net box weight
RR-03-BP	Black pearl	3 kg	15 kg
RR-03-SV	Silver vein	3 kg	15 kg
RR-03-WP	White pearl	3 kg	15 kg

Available by the bag or by the box (5 bags per box).



Black pearl (BP)




























Silver vein (SV)



White pearl (WP)



ALPHABETICAL BRAND INDEX

	ABS-PLASTIC	22.
	ACCESSOIRES	132.
	BIOMONTAGE	116.
	CONO	36.
	EARTH BOWL	54.
	ECO-SYNTHETICS	94.
	EXPRESS	24.
	FJORD	58.
	FLEXIBLE LINERS	12.
	FOUR SEASONS	62.
	LARGO	30.
	LIVING WALLS	58.
	NATURAL WALLS	114.
	NEXTGEN LIVING WALLS	84.
	OVATION	40.
	PHOENIX	6.
	PLANT PORTRAIT	110.
	RECYCLED	4.
	RISE	14.
	RIVER ROCK	137.
	SOLO	50.
	SPHERE	46.
	SUPREMO	70.
	SYMMETRY	78.
	WAVE BOWL	74.



 **Element Green**[®]
Ihr Netzwerk für Raumbegrünung
